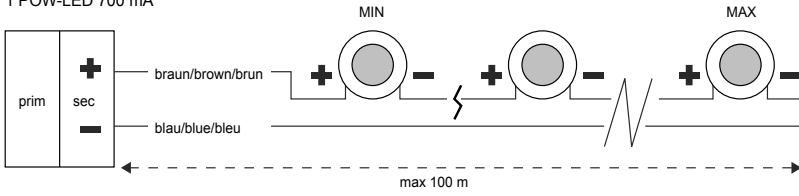




1 POW-LED 350 mA
1 POW-LED 700 mA



WIRING DIAGRAM-EXAMPLE FOR

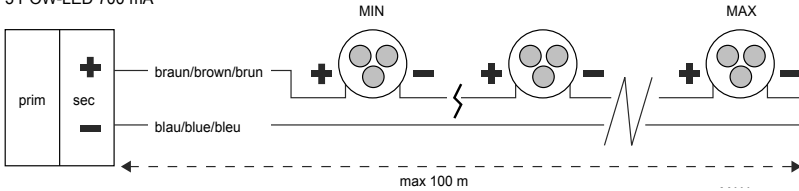
- 5.0635.00.01
- 5.0635.65.03
- 5.0635.65.10
- 5.0635.65.20
- 5.0635.00.21

- 5.0670.65.10
- 5.0670.65.20
- 5.0670.00.21
- 5.0670.00.30

: Serial connection with POW-LED modules!

MIN/MAX QUANTITY!

3 POW-LED 350 mA
3 POW-LED 700 mA



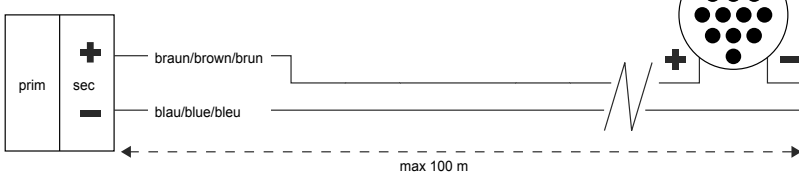
WIRING DIAGRAM-EXAMPLE FOR

- 5.0635.65.20
- 5.0635.00.21

: Serial connection with POW-LED modules!

MIN/MAX QUANTITY!

12 POW-LED 350 mA



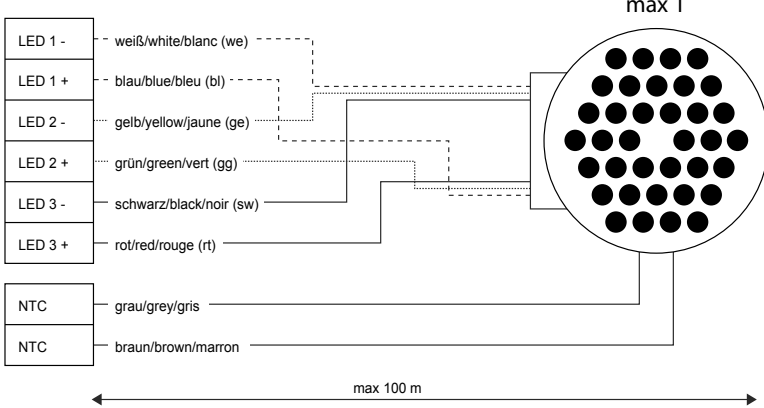
WIRING DIAGRAM-EXAMPLE FOR

- 5.0635.00.36

: Serial connection with POW-LED modules!

MIN/MAX QUANTITY!

1 x 36 POW LED 350 mA



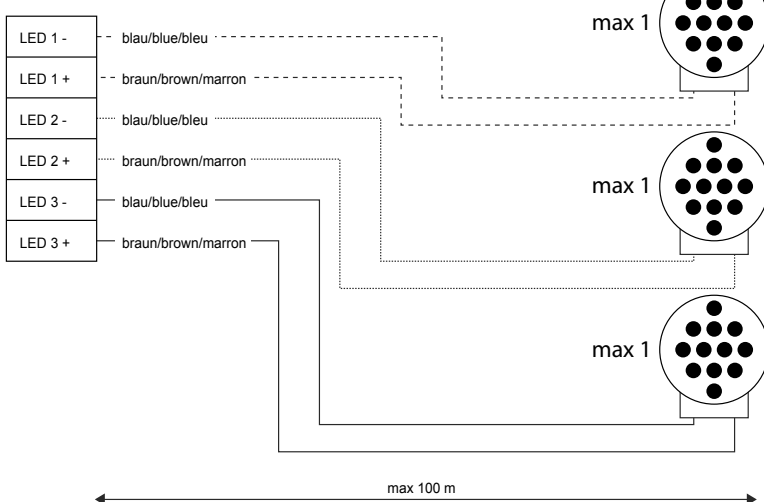
WIRING DIAGRAM-EXAMPLE FOR

- 5.0635.00.36

: Serial connection with POW-LED modules!

MIN/MAX QUANTITY!

3 x 12 POW LED 350 mA





ALIMENTATIONS COURANT CONSTANT

- Alimentations courant constant 350mA/700mA pour modules POW LED
- Courant constant réglé 350mA/700mA, +/- 5%
- TBTS (SELV)
- Protection contre surtempérature et court circuit
- Protection contre surtension et surcharge
- Indication de la polarité : +/-
- Modules POW LED uniquement en connexion série vers l'alimentation à courant constant

Alimentation avec DALI pour différents projecteurs disponible sur demande:

5.0690.03.30

150-1400mA (réglage en usine)

DALI, 2-55V, 30W max, IP20

Configuration exacte après accord pris au préalable

| numéro d'article | | 5.0635.00.01 | 5.0635.65.03 | 5.0635.65.10 | 5.0635.65.20 | 5.0635.00.21 | 5.0635.00.36 |
|------------------------------------|------|--------------|--------------|--------------|--------------|--------------------------|---------------------------|
| Primary voltage | V AC | 10-264 | 95-240 | 95-240 | 220-240 | 220-240 | 90-254 |
| Frequency | Hz | 50-60 | 50-60 | 50-60 | 50-60 | 50-60 | 50-60 |
| Output Current | mA | 350 | 350 | 350 | 350 | 350 | 350 |
| output power | W | 1,4 | 1-4,2 | 3-12 | 5-17 | 15 | 5-17 (each channel) |
| secondary voltage | V DC | Max. 4,0 | Max. 16,0 | Max 34,0 | Max. 48,0 | 2-45,0 | Max. 48,0 |
| Ambient temperature ta | °C | Max. 50° | Max. 60° | Max. 40° | Max. 40° | Max. 40° | Max. 45° |
| Max. case temperature tc | °C | 90° | 80° | 75° | 90° | 75° | - |
| Dimensions | mm | 35,5x32x25 | 52x30x23 | 115x34x19 | 123x38x21 | 103x67x24 | 254x180x54 |
| Weight | kg | 0,1 | 0,05 | 0,1 | 0,15 | 0,13 | 1,8 |
| IP65 Protection housing on request | - | - | ✓ | ✓ | ✓ | ✓ | - |
| certification | CE | CE | CE, CSV | CE | CE, CSV | CE | CE |
| dimming | - | - | - | - | - | Taster/Push or 1...10Vdc | - |
| IP protection | | IP65 | IP65 | IP65 | IP65 | IP20 | IP65 |
| connection matrix | | | | | | | |
| Modul 1 POW LED 350mA | | 1 | 1-3 | 3-6 | 5-12 | 1-12 | 18-36 (6-12 each channel) |
| Modul 3 POW LED 350mA | | - | 1 | 1-2 | 2-4 | 1-4 | 6-12 (2-4 each channel) |
| Modul 12 POW LED 350mA | | - | - | - | 1 | 1 | 1-3 |
| Modul 36 POW LED 350mA | | - | - | - | - | - | 1 |
| Modul 3 POW LED 700mA | | - | - | - | - | - | - |

| numéro d'article | | 5.0670.65.10 | 5.0670.65.20 | 5.0670.00.21 | 5.0670.00.30 |
|------------------------------------|------|--------------|--------------|--------------------------|--------------|
| | | 700 mA | | | |
| Primary voltage | V AC | 95-240 | 95-240 | 220-240 | 100-264 |
| Frequency | Hz | 50-60 | 50-60 | 50-60 | 50-60 |
| Output Current | mA | 700 | 700 | 700 | 700 |
| output power | W | 3-10 | 5-17 | 35 | 30 |
| secondary voltage | V DC | Max. 18,0 | Max. 24,0 | 2-50,0 | Max 48,0 |
| Ambient temperature ta | °C | Max. 40° | Max. 40° | Max. 40° | Max. 50° |
| Max. case temperature tc | °C | 75° | 90° | 75° | 90° |
| Dimensions | mm | 115x34x19 | 123x38x21 | 103x67x24 | 133x40x31 |
| Weight | kg | 0,1 | 0,15 | 0,13 | 0,25 |
| IP65 Protection housing on request | | ✓ | ✓ | ✓ | - |
| certification | CE | CE | CE | CE | CE |
| dimming | - | - | - | Taster/Push or 1...10Vdc | - |
| IP protection | | IP65 | IP65 | IP20 | IP65 |
| connection matrix | | | | | |
| Modul 1 POW LED 350mA | | - | - | - | - |
| Modul 3 POW LED 350mA | | - | - | - | - |
| Modul 12 POW LED 350mA | | - | - | - | - |
| Modul 36 POW LED 350mA | | - | - | - | - |
| Modul 3 POW LED 700mA | | 1 | 2 | 1-3 | 2-4 |