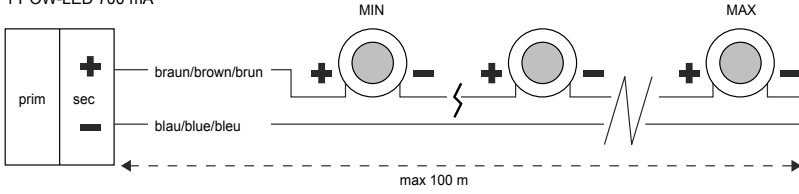




1 POW-LED 350 mA  
1 POW-LED 700 mA



WIRING DIAGRAM-EXAMPLE FOR

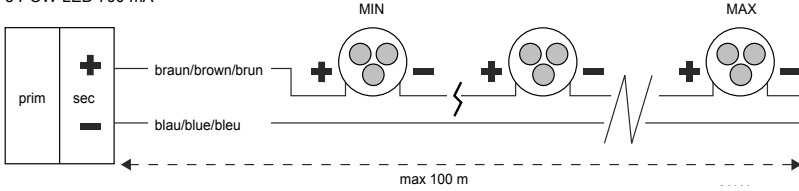
- 5.0635.00.01
- 5.0635.65.03
- 5.0635.65.10
- 5.0635.65.20
- 5.0635.00.21

- 5.0670.65.10
- 5.0670.65.20
- 5.0670.00.21
- 5.0670.00.30

: Serial connection with POW-LED modules!

MIN/MAX QUANTITY!

3 POW-LED 350 mA  
3 POW-LED 700 mA



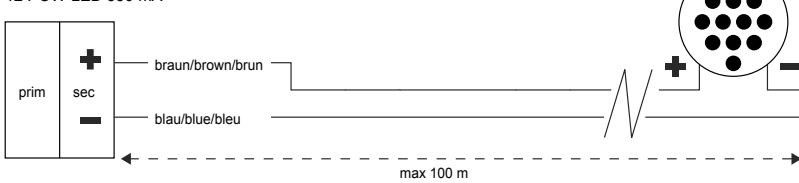
WIRING DIAGRAM-EXAMPLE FOR

- 5.0635.65.20
- 5.0635.00.21

: Serial connection with POW-LED modules!

MIN/MAX QUANTITY!

12 POW-LED 350 mA



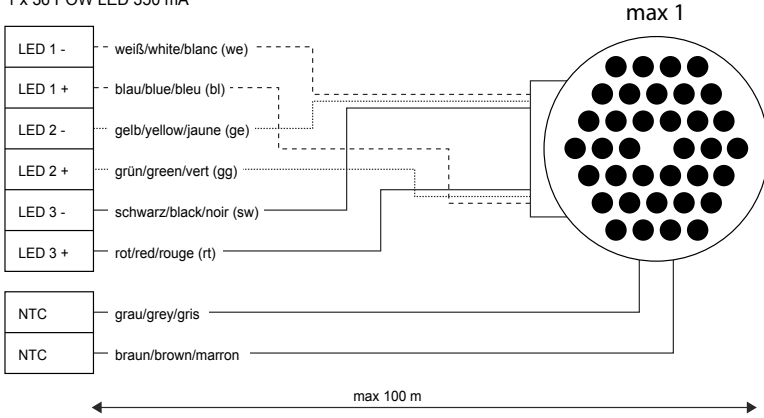
WIRING DIAGRAM-EXAMPLE FOR

- 5.0635.00.36

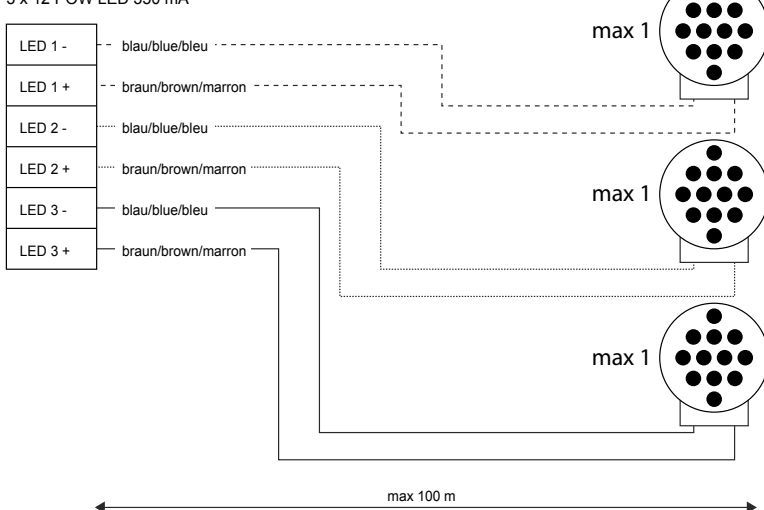
: Serial connection with POW-LED modules!

MIN/MAX QUANTITY!

1 x 36 POW LED 350 mA



3 x 12 POW LED 350 mA





# ALIMENTATIONS COURANT CONSTANT

- Alimentations courant constant 350mA/700mA pour modules POW LED
- Courant constant réglé 350mA/700mA, +/- 5%
- TBTS (SELV)
- Protection contre surtempérature et court circuit
- Protection contre surtension et surcharge
- Indication de la polarité : +/-
- Modules POW LED uniquement en connexion série vers l'alimentation à courant constant

Alimentation avec DALI pour différents projecteurs disponible sur demande:

## 5.0690.03.30

150-1400mA (réglage en usine)

DALI, 2-55V, 30W max, IP20

Configuration exacte après accord pris au préalable

| numéro d'article                   |      | 5.0635.00.01 | 5.0635.65.03 | 5.0635.65.10 | 5.0635.65.20 | 5.0635.00.21             | 5.0635.00.36              |
|------------------------------------|------|--------------|--------------|--------------|--------------|--------------------------|---------------------------|
| Primary voltage                    | V AC | 10-264       | 95-240       | 95-240       | 220-240      | 220-240                  | 90-254                    |
| Frequency                          | Hz   | 50-60        | 50-60        | 50-60        | 50-60        | 50-60                    | 50-60                     |
| Output Current                     | mA   | 350          | 350          | 350          | 350          | 350                      | 350                       |
| output power                       | W    | 1,4          | 1-4,2        | 3-12         | 5-17         | 15                       | 5-17 (each channel)       |
| secondary voltage                  | V DC | Max. 4,0     | Max. 16,0    | Max 34,0     | Max. 48,0    | 2-45,0                   | Max. 48,0                 |
| Ambient temperature ta             | °C   | Max. 50°     | Max. 60°     | Max. 40°     | Max. 40°     | Max. 40°                 | Max. 45°                  |
| Max. case temperature tc           | °C   | 90°          | 80°          | 75°          | 90°          | 75°                      | -                         |
| Dimensions                         | mm   | 35,5x32x25   | 52x30x23     | 115x34x19    | 123x38x21    | 103x67x24                | 254x180x54                |
| Weight                             | kg   | 0,1          | 0,05         | 0,1          | 0,15         | 0,13                     | 1,8                       |
| IP65 Protection housing on request |      | -            | ✓            | ✓            | ✓            | ✓                        | -                         |
| certification                      |      | CE           | CE, CSV      | CE           | CE, CSV      | CE                       | CE                        |
| dimming                            |      | -            | -            | -            | -            | Taster/Push or 1...10Vdc | -                         |
| IP protection                      |      | IP65         | IP65         | IP65         | IP65         | IP20                     | IP65                      |
| <b>connection matrix</b>           |      |              |              |              |              |                          |                           |
| Modul 1 POW LED 350mA              |      | 1            | 1-3          | 3-6          | 5-12         | 1-12                     | 18-36 (6-12 each channel) |
| Modul 3 POW LED 350mA              |      | -            | 1            | 1-2          | 2-4          | 1-4                      | 6-12 (2-4 each channel)   |
| Modul 12 POW LED 350mA             |      | -            | -            | -            | 1            | 1                        | 1-3                       |
| Modul 36 POW LED 350mA             |      | -            | -            | -            | -            | -                        | 1                         |
| Modul 3 POW LED 700mA              |      | -            | -            | -            | -            | -                        | -                         |

| numéro d'article                   |      | 5.0670.65.10 | 5.0670.65.20 | 5.0670.00.21             | 5.0670.00.30 |
|------------------------------------|------|--------------|--------------|--------------------------|--------------|
|                                    |      | 700 mA       |              |                          |              |
| Primary voltage                    | V AC | 95-240       | 95-240       | 220-240                  | 100-264      |
| Frequency                          | Hz   | 50-60        | 50-60        | 50-60                    | 50-60        |
| Output Current                     | mA   | 700          | 700          | 700                      | 700          |
| output power                       | W    | 3-10         | 5-17         | 35                       | 30           |
| secondary voltage                  | V DC | Max. 18,0    | Max. 24,0    | 2-50,0                   | Max 48,0     |
| Ambient temperature ta             | °C   | Max. 40°     | Max. 40°     | Max. 40°                 | Max. 50°     |
| Max. case temperature tc           | °C   | 75°          | 90°          | 75°                      | 90°          |
| Dimensions                         | mm   | 115x34x19    | 123x38x21    | 103x67x24                | 133x40x31    |
| Weight                             | kg   | 0,1          | 0,15         | 0,13                     | 0,25         |
| IP65 Protection housing on request |      | ✓            | ✓            | ✓                        | -            |
| certification                      |      | CE           | CE           | CE                       | CE           |
| dimming                            |      | -            | -            | Taster/Push or 1...10Vdc | -            |
| IP protection                      |      | IP65         | IP65         | IP20                     | IP65         |
| <b>connection matrix</b>           |      |              |              |                          |              |
| Modul 1 POW LED 350mA              |      | -            | -            | -                        | -            |
| Modul 3 POW LED 350mA              |      | -            | -            | -                        | -            |
| Modul 12 POW LED 350mA             |      | -            | -            | -                        | -            |
| Modul 36 POW LED 350mA             |      | -            | -            | -                        | -            |
| Modul 3 POW LED 700mA              |      | 1            | 2            | 1-3                      | 2-4          |